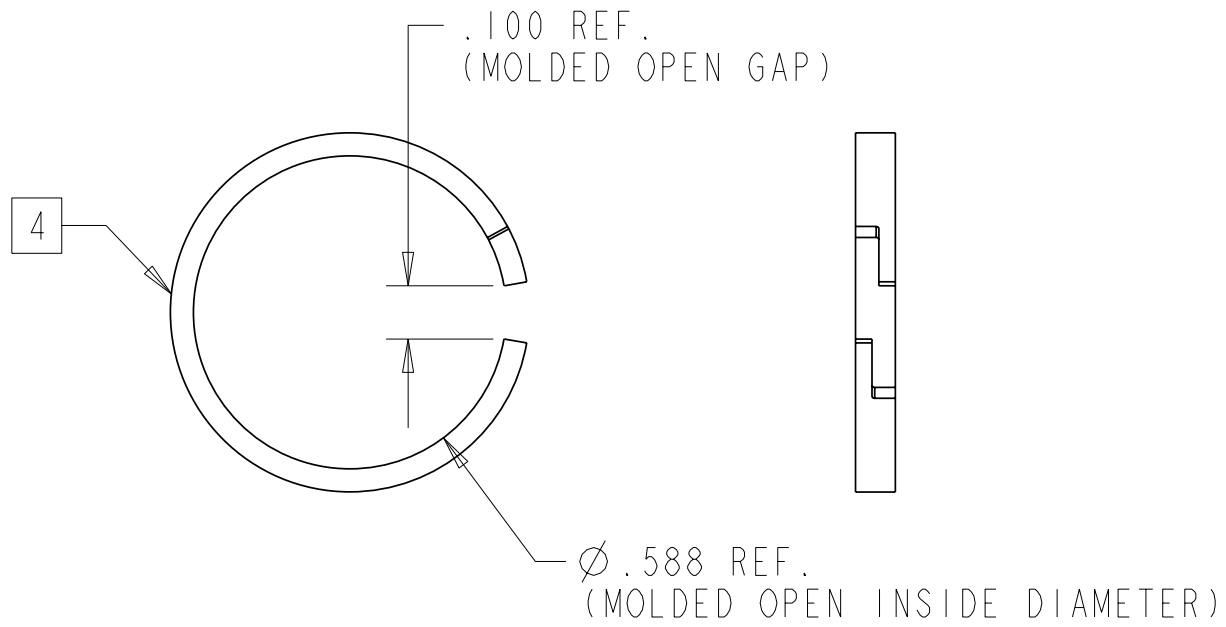
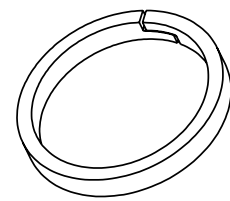
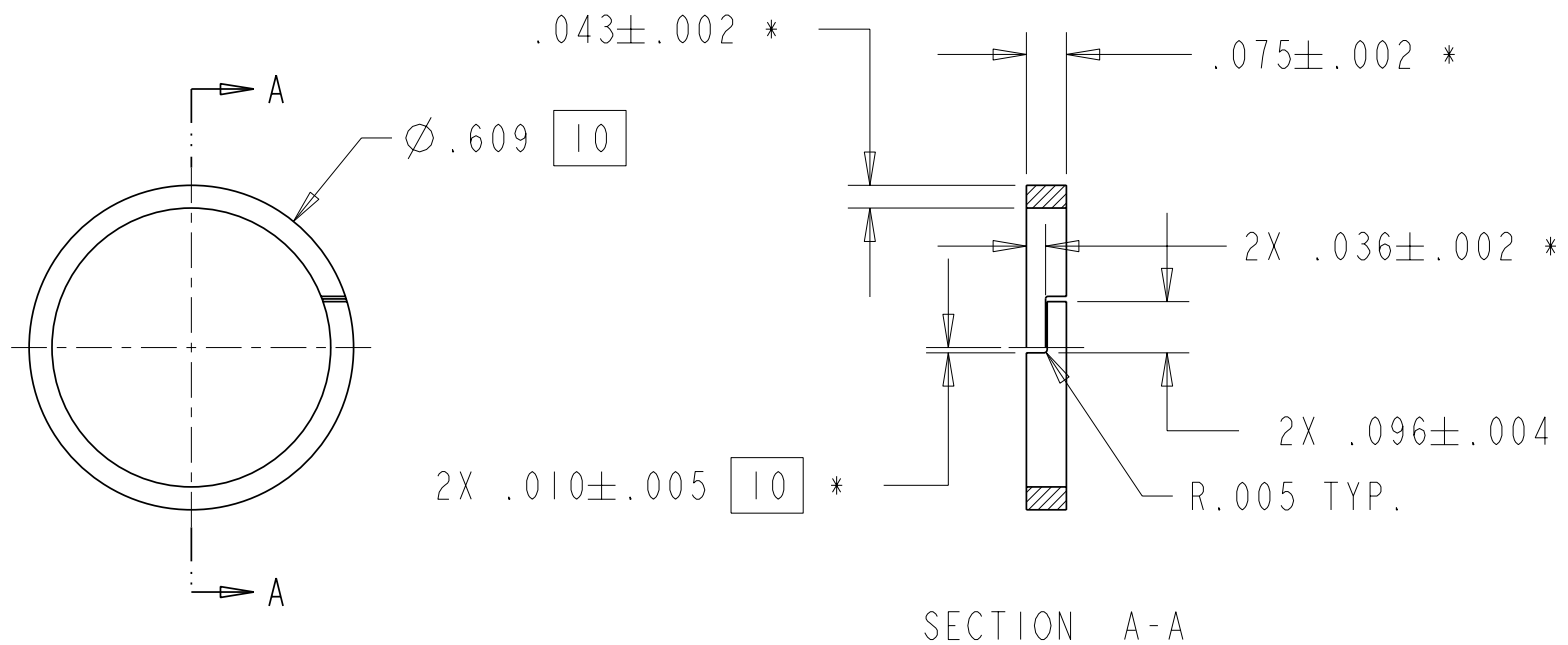


— PROPRIETARY —
 THIS DOCUMENT CONTAINS CONFIDENTIAL, PROPRIETARY INFORMATION
 THAT IS FOX PROPERTY. DO NOT DISCLOSE TO OR DUPLICATE
 FOR OTHERS EXCEPT AS AUTHORIZED BY FOX.



REVISIONS				
ZONE	REV	DESCRIPTION	DATE	APPROVED
	A	RELEASE FOR PRODUCTION	24FEB03	
	B	MODIFIED RING AND Z-CUT GEOMETRY	02APR04	
	C	CHANGED Z-CUT DIMENSION & TOLERANCE	18OCT04	
	D	CHANGED MOLDED OPEN DIMENSIONS	30MAR05	
	E	CHANGED Z-CUT DIMENSION	19JUL05	



SCALE 2:1

NOTES: (UNLESS OTHERWISE SPECIFIED)

1. MATERIAL: BUSAK & SHAMBAN COMPOUND #PA011.
 LINEAR COEFFICIENT OF THERMAL EXPANSION = 5.0 X 10E-6 IN./(IN*°F)
 DYNAMIC COEFFICIENT OF FRICTION = .14
2. EDGES TO HAVE STRAIGHTNESS TOLERANCE OF 0.005 PER INCH, NOT TO EXCEED 0.015 OVER THE ENTIRE SURFACE.
3. GENERAL SURFACE FINISH TO BE SPI C-1.
4. GATE IS TO BE ON OUTSIDE CYLINDER. BROKEN OFF SPRUE IS NOT TO EXTEND BEYOND +.003/- .010 BEYOND CYLINDER OD.
5. FLASH NOT TO EXCEED 0.004.
6. PART TO BE FREE OF MOLD RELEASE.
7. MOLD DESIGN TO MINIMIZE EJECTION PIN MARKS, GATE BLUSH, LINES AND WELD MARKS. MOLD CONSTRUCTION TO CONFORM TO GOOD MOLDING INDUSTRY PRACTICES AS STATED IN THE CURRENT EDITION OF "STANDARD PRACTICES OF CUSTOM MOLDERS" BY THE SOCIETY OF PLASTIC INDUSTRY, INC.
8. EJECTION PIN, PARTING LINE, AND GATE LOCATION MUST BE APPROVED BY FOX ENGINEERING DEPARTMENT PRIOR TO MOLD FABRICATION.
9. PART IS MOLDED IN OPEN POSITION.
10. HOLD PART IN Ø .609 RING GAGE AND MEASURE GAP AND ID AT 68±5 °F TEMPERATURE.
11. STARRED (*) DIMENSIONS ARE CRITICAL AND NOTED FOR QC INSPECTION.

ITEM NO.	QTY.	PART NUMBER	DESCRIPTION	MATERIAL SPEC
		UNLESS OTHERWISE SPECIFIED DIMENSIONS ARE IN INCHES [MM]		
		PER ASME Y14.5M 1994		
		TOLERANCES ARE: DECIMALS .XX [.X] ± .01 [0.25] ANGLES ± 1° .XXX [.XX] ± .005 [0.13]		
		THIRD ANGLE PROJECTION		
		DO NOT SCALE DRAWING		
		APPROVALS		
		DWN. BY B. BECKER		DATE 20OCT02
		CHK. BY B. BECKER		DATE 20OCT02
		ENG. B. BECKER		DATE 20OCT02
		MFG.		
		ADD.		
		FOX Factory, Inc. 130 Hangar Way, Watsonville, CA 94076 USA, Ph 831-768-1100, Fax 831-768-9312		
		BEARING, EXTERNAL: GLIDE RING, Z-CUT, SLIM AND X DAMPER		
		SIZE B	PART NO. 002-02-011	
		PLOT SCALE 3:1		SHEET 1 OF 1